



OCTOBER 18, 2021

PRINCE ALBERT BOARD OF POLICE COMMISSIONERS
PUBLIC AGENDA

THURSDAY, OCTOBER 21, 2021

9:00 A.M.

MAIN BOARDROOM, 2ND FLOOR, CITY HALL

APPROVAL OF AGENDA:

"That the Agenda for this meeting be approved, as presented."

READING MINUTES:

1. Minutes of the Board of Police Commissioners Meeting held September 23, 2021.

Recommendation:

Minutes be taken as read and adopted; and, that the Board Chairperson and the Board Secretary be authorized to execute the Minutes.

Page No.
A-1

Public
BOC

STATISTICS:

2. September 2021 Monthly Statistics Report

Recommendation:

Be received as information and filed.

Page No.
A-5

Public
BOC



OCTOBER 18, 2021

PRINCE ALBERT BOARD OF POLICE COMMISSIONERS
PUBLIC AGENDA

THURSDAY, OCTOBER 21, 2021

9:00 A.M.

MAIN BOARDROOM, 2ND FLOOR, CITY HALL

3. September 2021 Community Safety Officer (CSO) Report

Page No.

A-21

Public
BOC

Recommendations:

- 1. That the Board receives the report as information and filed; and,***
- 2. That the Board forwards the report to the Community Safety Officer (CSO) Program Manager as per the Saskatchewan CSO Policy Manual.***

CORRESPONDENCES: N/A

DISCUSSION ITEMS: N/A

NEXT MEETING:

Thursday, November 25, 2021

9:00 a.m.

Main Boardroom, 2nd Floor, City Hall

MOTION TO AJDOURN:

Recommendation:

That this Board do now adjourn the Public meeting.



PRINCE ALBERT BOARD OF POLICE COMMISSIONERS

PUBLIC MINUTES OF MEETING

THURSDAY, SEPTEMBER 23, 2021

9:00 A.M.

MAIN BOARDROOM, 2ND FLOOR, CITY HALL

Present in Boardroom:

Sheryl Kimbley, Chairperson
Mayor G. Dionne, Vice-Chairperson
Councillor B. Edwards
Councillor C. Miller
Janet Carriere
Darcy Sander
Blain Broker

J. Bergen, Chief of Police
M. Pshebnicki, Finance and Human Resources Manager

M. Boulet, Board Secretary

Nigel Maxwell, PA Now
Susan McNeil, Prince Albert Daily Herald

Councillor T. Head *(Excused from the meeting at 10:03 a.m.)*

Meeting convened at 9:03 a.m.

APPROVAL OF AGENDA:

061. **Moved by Councillor C. Miller, AND RESOLVED:**

That the September 23, 2021 Board of Police Commissioners Public Meeting Agenda be approved as amended with the following Topic of Discussion:

- Councillor T. Head ~ Neighborhood Watch

READING MINUTES:

1. Minutes of the Board of Police Commissioners Meeting held June 10, 2021

062. **Moved by Mayor G. Dionne, AND RESOLVED:**

That the Minutes of the Board of Police Commissioners Meeting held June 10, 2021, be taken as read and adopted; and, that the Board Chairperson and Board Secretary be authorized to execute the minutes on behalf of the Board of Police Commissioners.

STATISTICS:

2. August 2021 Monthly Statistics Report

063. **Moved by D. Sander, AND RESOLVED:**

That the Report from Chief of Police dated September 15, 2021, regarding August 2021 Monthly Statistics Report be received as information and filed.

Presented at Meeting Topic Discussion:

Councillor T. Head ~ Neighborhood Watch

The Board discussed Neighborhood Watch program in the community and engaging our community for reporting of incidents.

064. **Moved by Councillor B. Edwards, AND RESOLVED:**

That the verbal discussion regarding Neighborhood Watch Program be received as information and filed.

3. August 2021 Community Safety Officer (CSO) Report

065. **Moved by Councillor C. Miller, AND RESOLVED:**

That the Report from Sergeant Glynn dated September 1, 2021, regarding August 2021 Community Safety Officer (CSO) Report be received; and that the following be approved:

1. That the Board receives the report as information and filed; and,
2. That the Board forwards the report to the Community Safety Officer (CSO) Program Manager as per the Saskatchewan CSO Policy Manual.

FINANCIAL REPORTS:

4. Financial Report to July 31, 2021 and Projection

066. Moved by J. Carriere, AND RESOLVED:

That the Report from Finance and Human Resources Manager dated September 14, 2021, regarding Financial Report to July 31, 2021 and Projection be received as information and filed.

POLICIES:

5. Mobile Device Policy

067. Moved by Mayor G. Dionne, AND RESOLVED:

That the Report from Inspector Mushka dated September 9, 2021, regarding Mobile Device Policy be received and that the following be approved:

1. That the Board approves the following policy related to mobile devices assigned to members of the Prince Albert Police Service: Part 5: Communications and Automated Systems, Chapter D: Telecommunications, Part 3: Mobile Devices; and,
2. That the Board adds the Policy to the Prince Albert Police Service Policy Manual.

6. In-Car Camera System Policy

068. Moved by Councillor C. Miller, AND RESOLVED:

That the Report from Inspector Mushka dated September 3, 2021, regarding In-Car Camera System Policy be received and that the following be approved:

1. That the Board approves the following policy related to in-car camera system utilized by the Prince Albert Police Service: Part 4: Traffic and Motor Vehicles, Chapter D: Police Vehicles, Part 18: In-Car Camera System; and,
2. That the Board adds the Policy to the Prince Albert Police Service Policy Manual.

ANNUAL REPORTS – 2020 TO 2021:

7. Saskatchewan Police Commission – Annual Report for 2020 to 2021

Ministry of Corrections, Policing and Public Safety – Public Disclosure Committee – Annual Report for 2020 to 2021

Ministry of Justice Attorney General – Public Complaints Commission – Annual Report for 2020 to 2021

069. Moved by Dr. B. Broker, AND RESOLVED:

CONSENT AGENDA:

That the Board received as information and filed the following Annual Reports:

- Saskatchewan Police Commission – Annual Report for 2020 to 2021
- Ministry of Corrections, Policing and Public Safety – Public Disclosure Committee – Annual Report for 2020 to 2021
- Ministry of Justice Attorney General – Public Complaints Commission – Annual Report for 2020 to 2021

CORRESPONDENCES: N/A

DISCUSSION TOPICS: N/A

NEXT MEETING:

Thursday, October 21, 2021

9:00 a.m.

Main Boardroom, 2nd Floor, City Hall

MOTION TO ADJOURN:

8. Adjournment – 10:25 a.m.

070. Moved by Mayor G. Dionne, AND RESOLVED:

That this Board do now adjourn.

CHAIRPERSON

BOARD SECRETARY



PRINCE ALBERT POLICE SERVICE

TITLE: September 2021 - Monthly Statistical Report

DATE: October 14, 2021

TO: Chief of Police ☐

Board of Police Commissioners ☒

PUBLIC: ☒

INCAMERA: ☐

RECOMMENDATION:

- That the Board of Police Commissioners receive this report as information and file.

TOPIC & PURPOSE:

The report reviews the total statistics related to calls for service responded to by police service members. This public report is to keep informed our community and the Prince Albert Board of Police Commissioners on statistics and service requirements for September and the year to date for 2021.

BACKGROUND:

Monthly statistics related to police calls for service are captured, reviewed and released to the Board and public. The statistics captured in this report are measured and compared to the previous year, and in some cases, a five-year comparative review is provided to identify anomalies or trends to monitor and determine effective and efficient deployment of all police resources. The report will also capture the specific monthly data for September 2021.

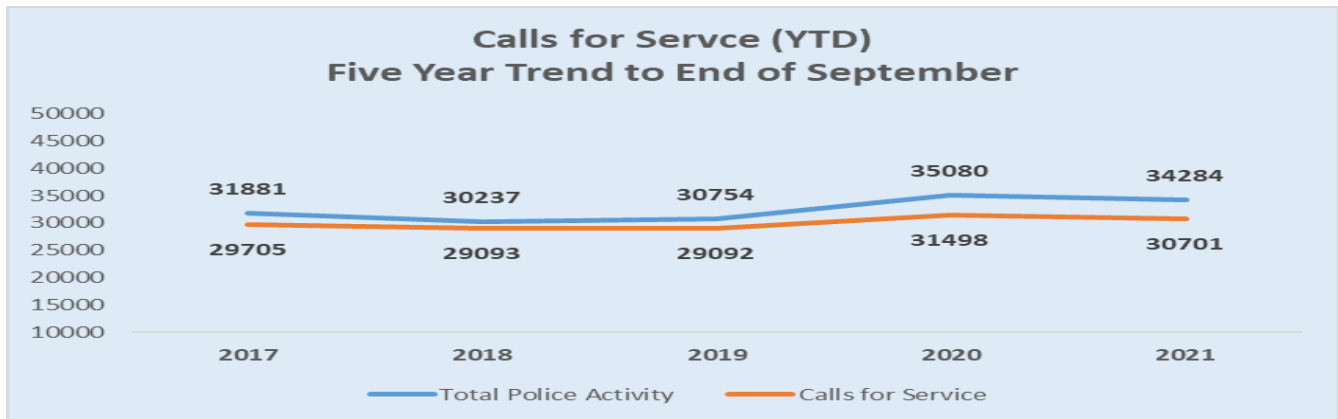
PROPOSED APPROACH AND RATIONALE:

Total Calls for Service Five-Year Trend:

The all calls created and attended to by the Prince Albert Police Service members to the end of September 2021 was 34,284, which was a 2.27% decrease over the previous year. The calls captured in the total amount include a 1.75% decrease in proactive "neighbourhood

strengthening” efforts, which is a proactive patrol and attendance that has been recorded by a member to capture a general patrol effort or specific response to an area of focus.

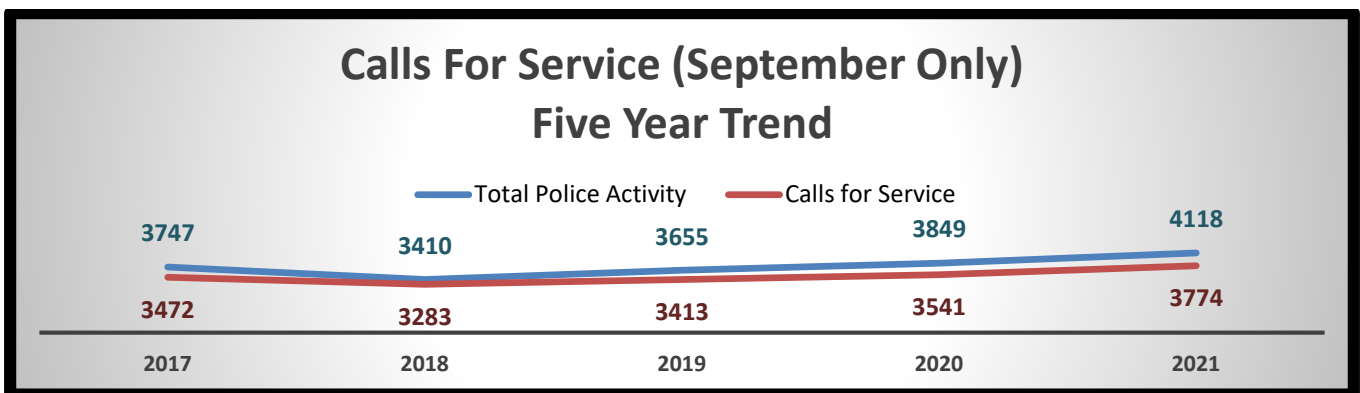
The total calls responded to by members of the police service in September 2021 after taking out proactive calls for service – including neighbourhood strengthening, COVID compliance, and court conditions – was 30,701 and that is a decrease of 2.53% over the previous year. The following graphical representation provides the five-year total call trends for all calls and dispatched calls.



Appendix 1: a visual representation that shows the calls for service over the previous five (5) years.

The total police activity, including proactive high-visibility patrols in the month of September was 4,118 and that represents 269 more than the previous year. The five-year September average for all calls is 3,756.

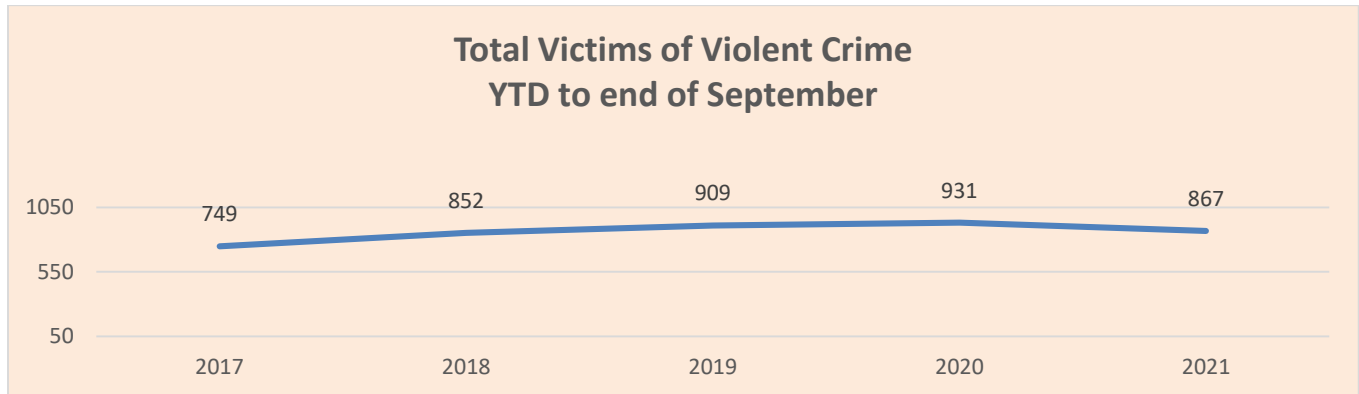
Calls for service in September was higher than the previous year by 6.58% with 3,774 calls compared to 3,541 in 2020.



Appendix 2: a visual representation that shows the five-year calls for service.

Violent Crime:

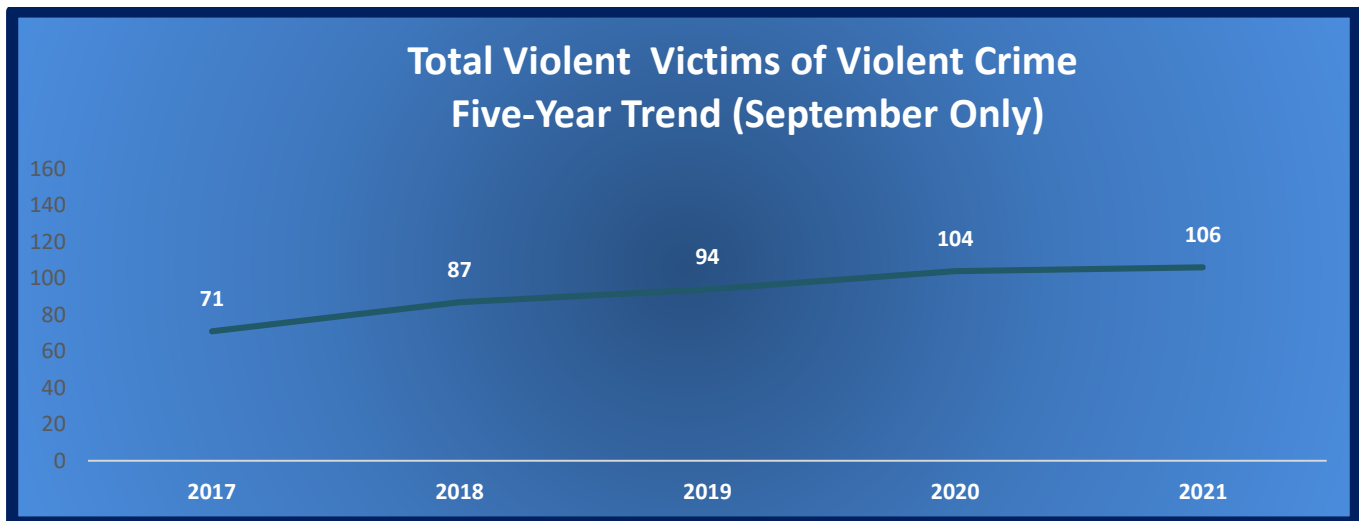
The Prince Albert Police Service responded to 867 victims of violent crime (YTD) in 2021, which represents a 6.87% decrease from the previous year of 931. The five-year average was 861 reported (YTD).



Appendix 3: a visual that shows the total number of victims of violent crime over the previous five years YTD.

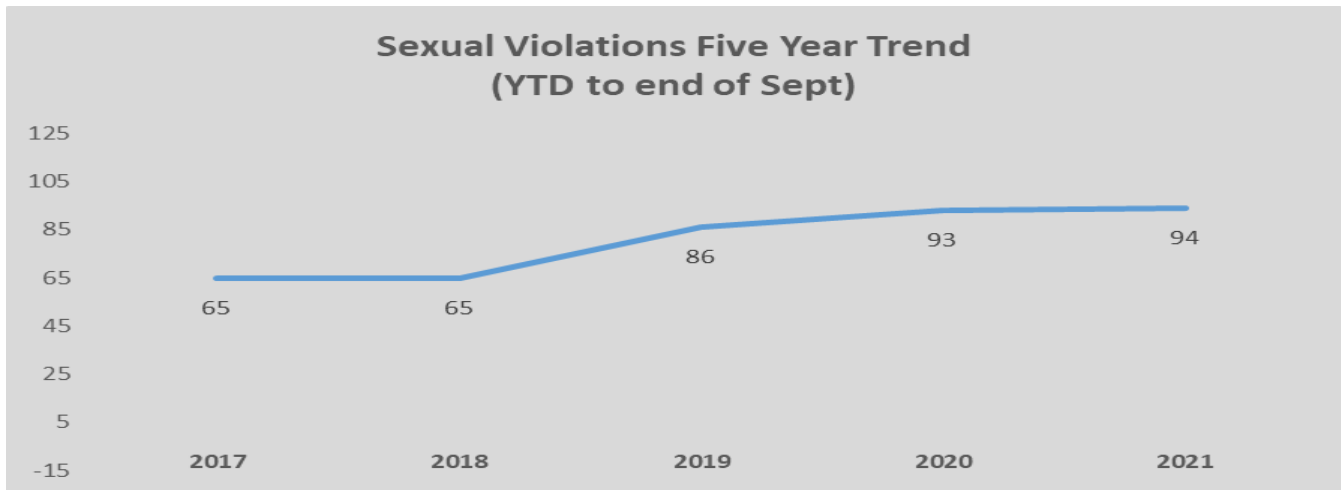
The victims of violent crimes in September 2021 involved 106 victims, which represents two (2) more victims than the previous year. The September average of victims of violent crime is 92.

This year shows a 15.2% higher victim rate than the average.



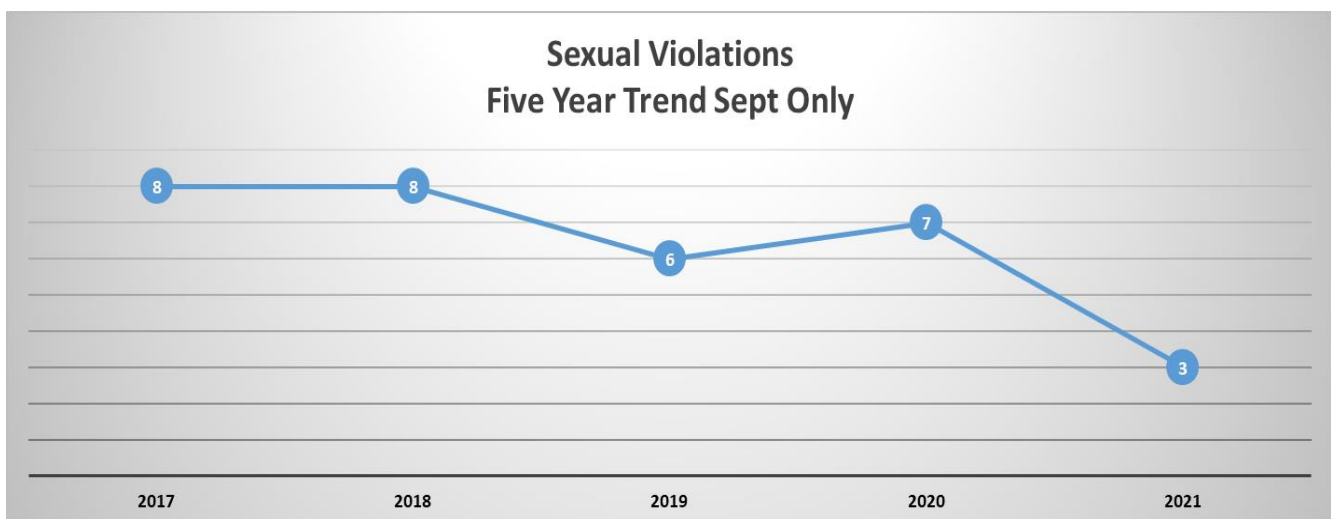
Appendix 4: a visual representation that shows September 2021 for total number of victims of violent crime reports and the five-year comparison.

Total victims of sexual violations reported and investigated in 2021 was 94, an increase of 1.08% over the previous year when 93 victims reported. The five-year average incidents reported of sexual violations is 81.



Appendix 5: a visual representation that shows the five-year YTD of sexual violations reported.

The September total victims of sexual violations reported was three (3) and that represents a lower-than-five-year average of six (6) and significantly lower than the previous year when seven (7) victims reported.

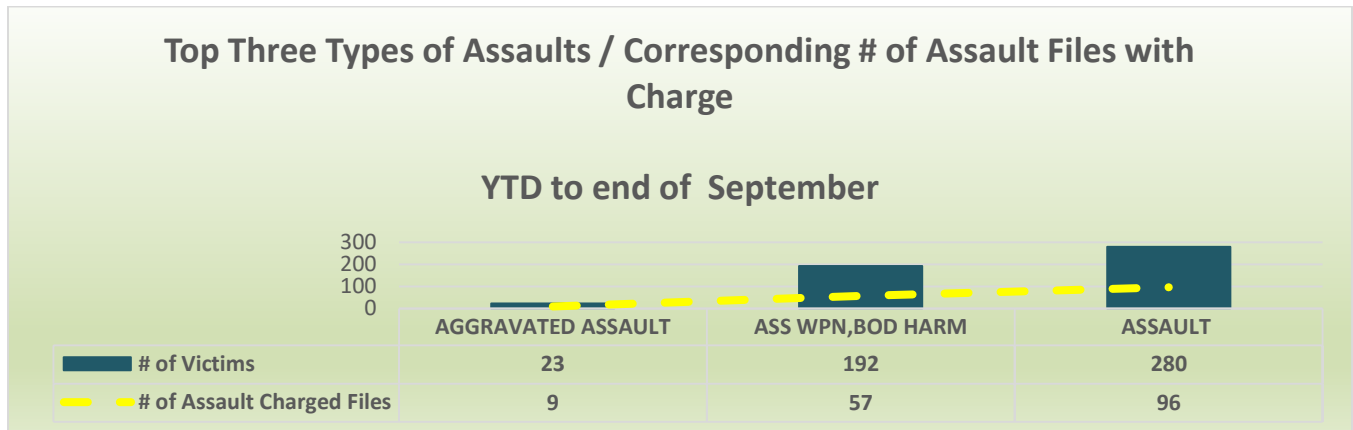


Appendix 6: a visual representation that shows the month of September and five-year average of sexual violations reported.

Reported Assaults

The Prince Albert Police Service responded to 573 victims of assault complaints YTD in 2021 and that represents 11.02% fewer victims than the previous year, when there were 644 victims of assault YTD.

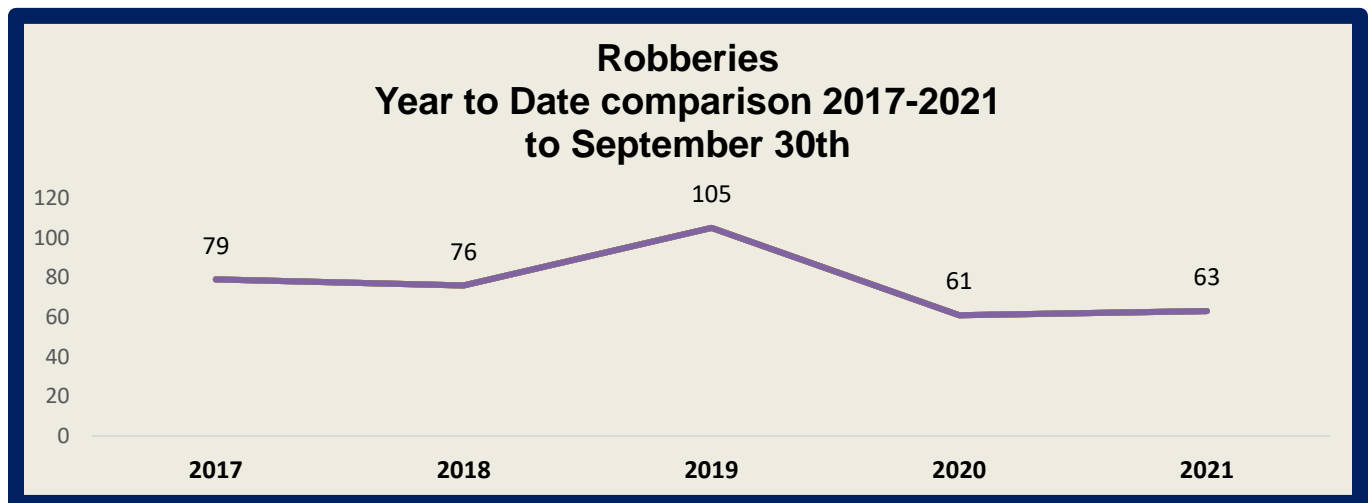
The top three (3) assault types make up 87% of the victims of assaults



Appendix 7: depicts the number of victim of the top three (3) assault types and the corresponding number of assault files with charges.

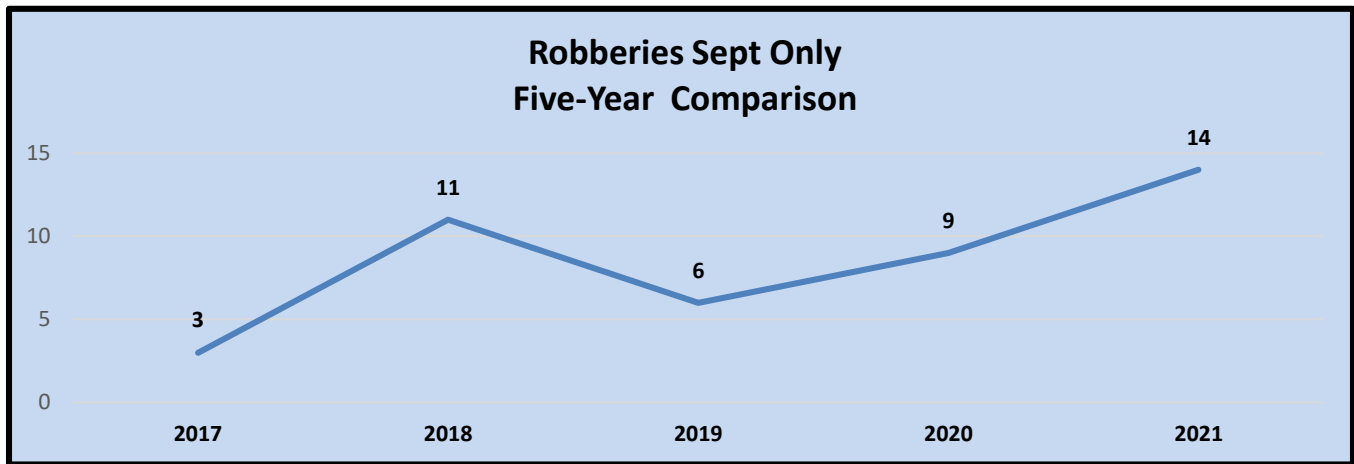
Robbery

The total robbery complaints YTD in 2021 were 63 incidents and that represents 18.18% fewer robberies than the five-year average of 77 incidents YTD.



Appendix 8: a visual representation that illustrates the five-year total robbery complaints.

The average robbery complaints in the month of September over the past five years has been nine (9) incidents. In September 2021, we observed 14 incidents of robbery.

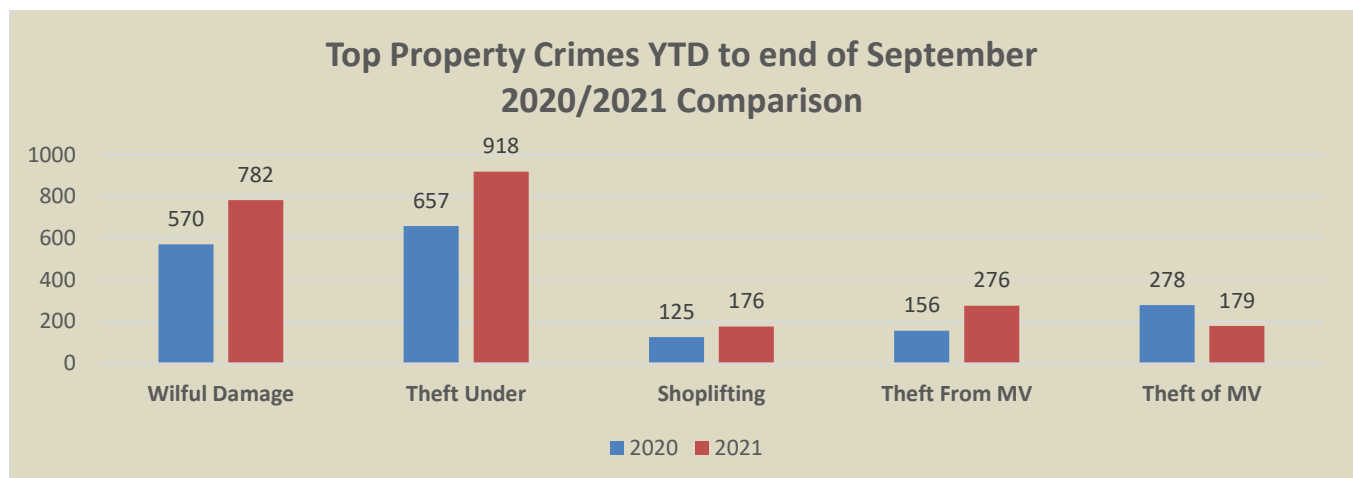


Appendix 9: represents the five-year total robbery complaints for the month of September.

Property Crime:

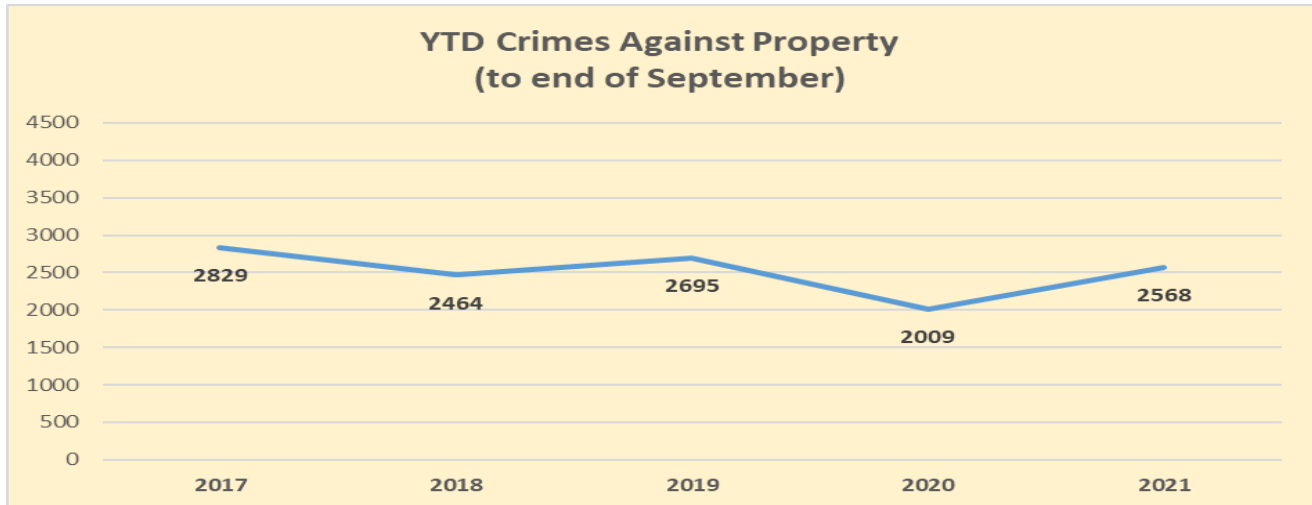
The Prince Albert Police Service has responded to a higher amount of reported crimes against property YTD. The total reports of property crime was 2,568 incidents and that represents 27.82% more incidents than 2020, when 2009 complaints had been reported.

The top five YTD property crimes reported have been; willful damage, theft under, shoplifting, theft from vehicle and theft of motor vehicle.



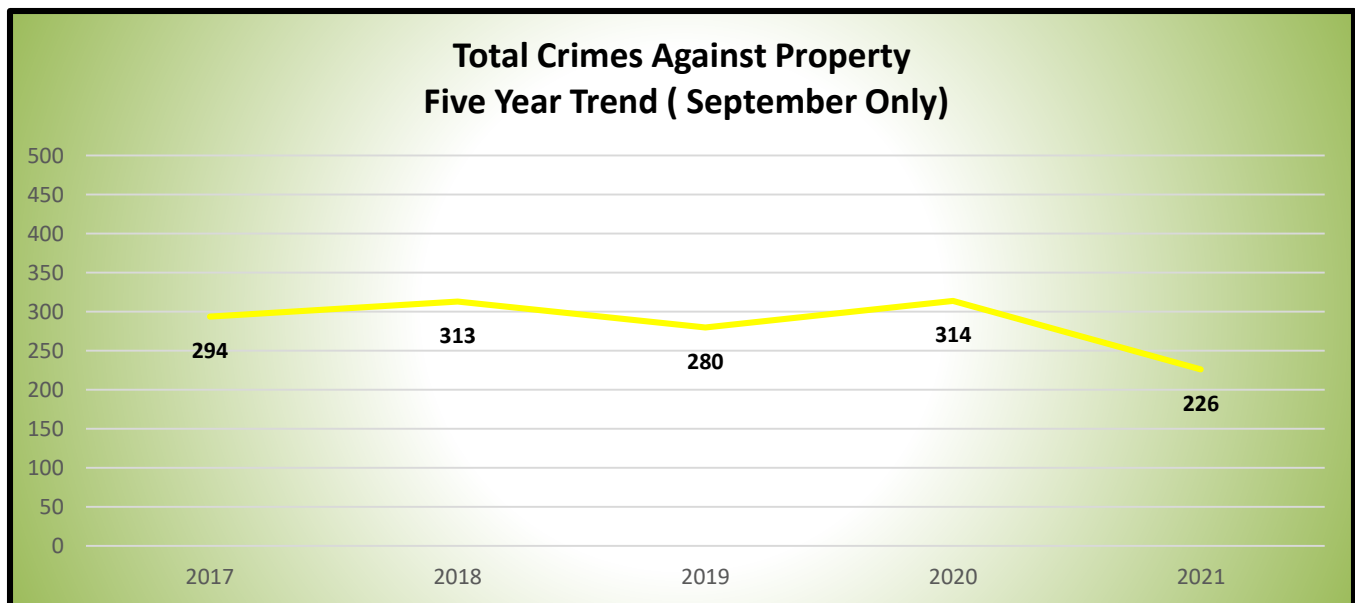
Appendix 10: represents the 2021 top five property crime incidents compared to 2020.

The YTD average for crimes against property for the past five years is 2513 events with 2568 reported YTD 2021. This is an increase of 2.2% more property crime reported this year when compared to the 5-year average.



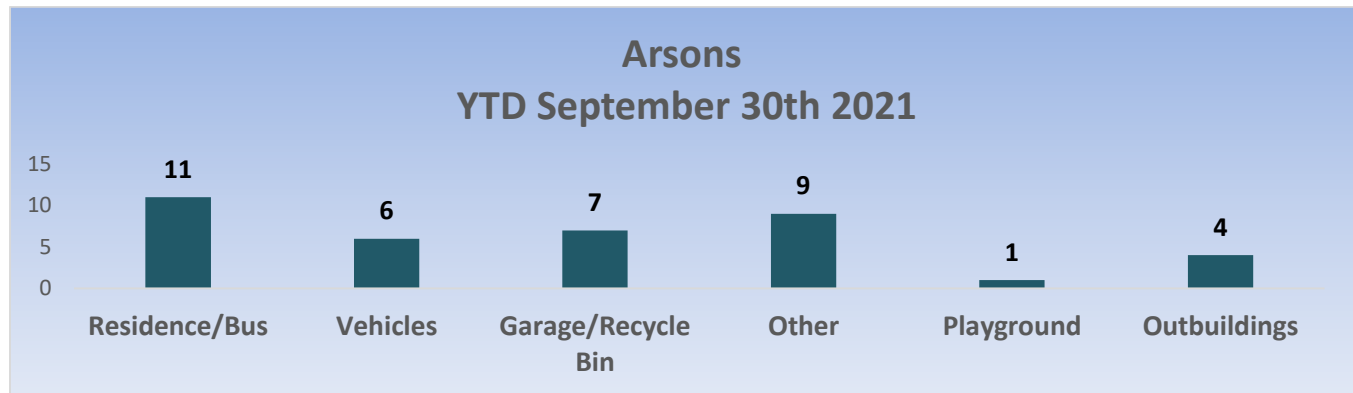
Appendix 11: a visual representation that illustrates the five-year total property complaints.

Significantly lower-than-average property offences were observed in the month of September with 226 offences compared to the five-year average of 285.



Appendix 12: a visual representation that illustrates the five-year total property complaints for the month of September.

The Prince Albert Police Service in September responded to the same number of suspicious fire incidents as the previous year in September with six (6) incidents.

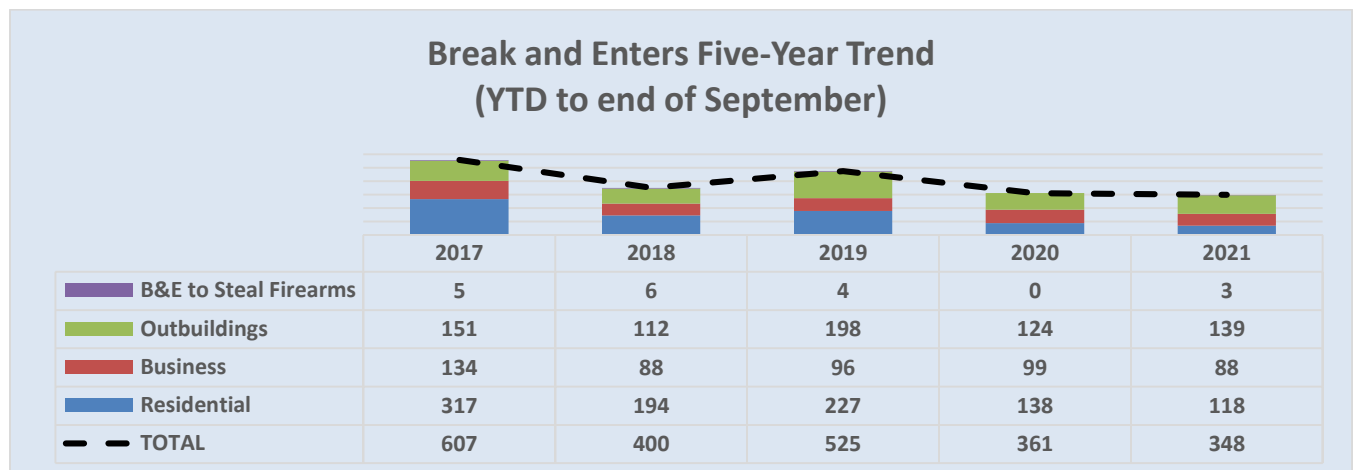


Appendix 13: a visual representation that illustrates the YTD to September arsons and the type of incident.

Total investigations have resulted in three (3) criminal charge, while six (6) others remain under investigation

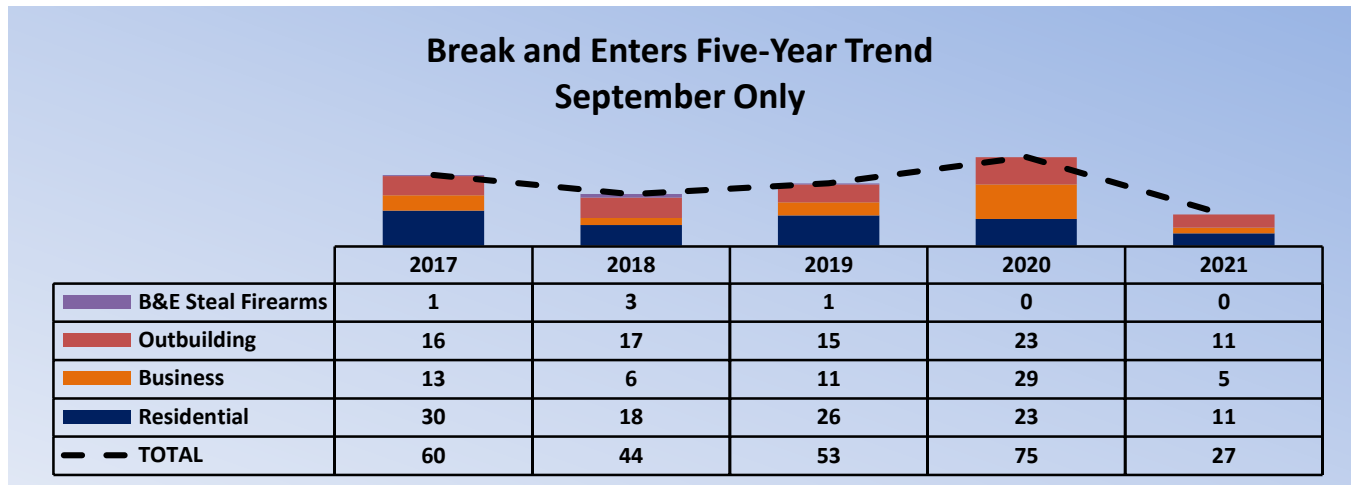
Break and Enters

The five-year average for break and enters is separated into types of property to include a residential property, outbuilding and commercial or non-residential, and break and enter to steal firearms. The offences of break and enter reported in 2021 was lower in related properties with a decrease of 3.60%.



Appendix 14: a visual representation that illustrates the five-year YTD total Break and Enter complaints to the end of September.

Break and Enters during the month of September alone were less than in previous years. The total incidents were 27, a 64% decrease from September 2020.

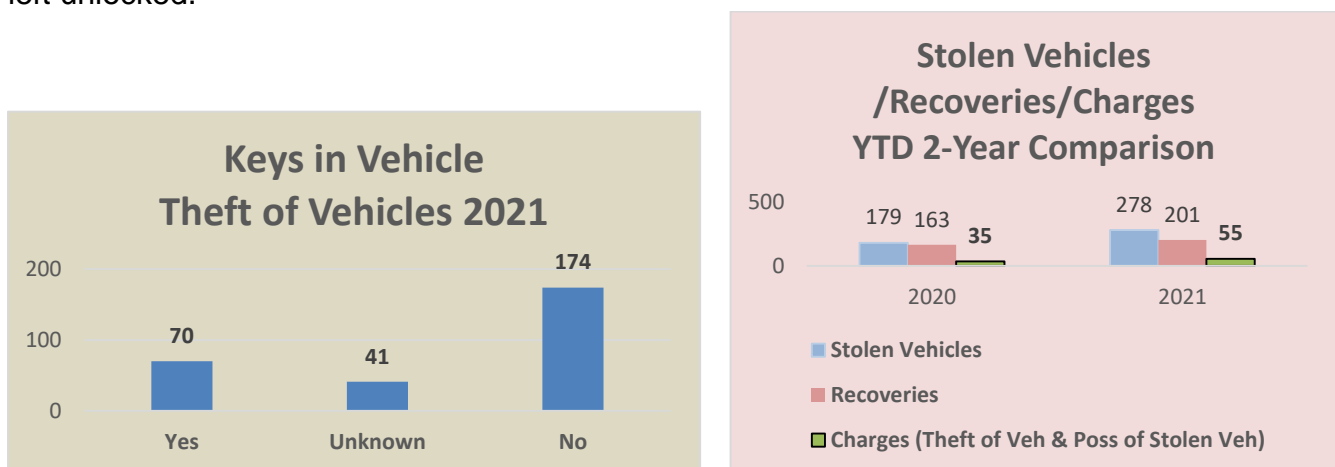


Appendix 15: a visual representation that illustrates the five-year total Break and Enter complaints for the month of September.

Theft of Motor Vehicles:

The Prince Albert Police Service saw a 55.31% increase in reported theft of motor vehicles YTD in 2021. The total number of stolen vehicles was 278 compared to 179 the year prior. Of these, 55 have charges attached, involving either theft of vehicle or possession of stolen vehicle.

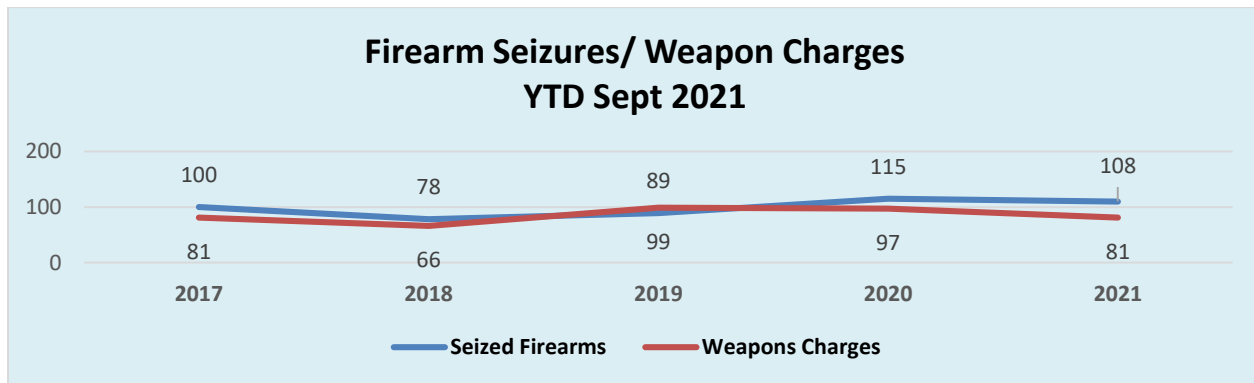
The charge clearance rate for stolen vehicles is 19.78%. Many vehicles were stolen using the key or fob and 70 vehicles had keys reported to be left in the vehicle. In 188 files, the doors were left unlocked.



Appendix 16/17: a visual representation of keys left in vehicles and stolen/recoveries/charges.


Firearms Seizures:

The total number of seized firearms this YTD was slightly higher with 108 seizures. The previous five-year average is 98 seizures. The five-year average for weapon charges is reflected this YTD with the total of 85.



Appendix 18: a visual representation of total seized firearms and correlating weapons charges over past five years.

The following are the September different types of firearms seized YTD in 2021.

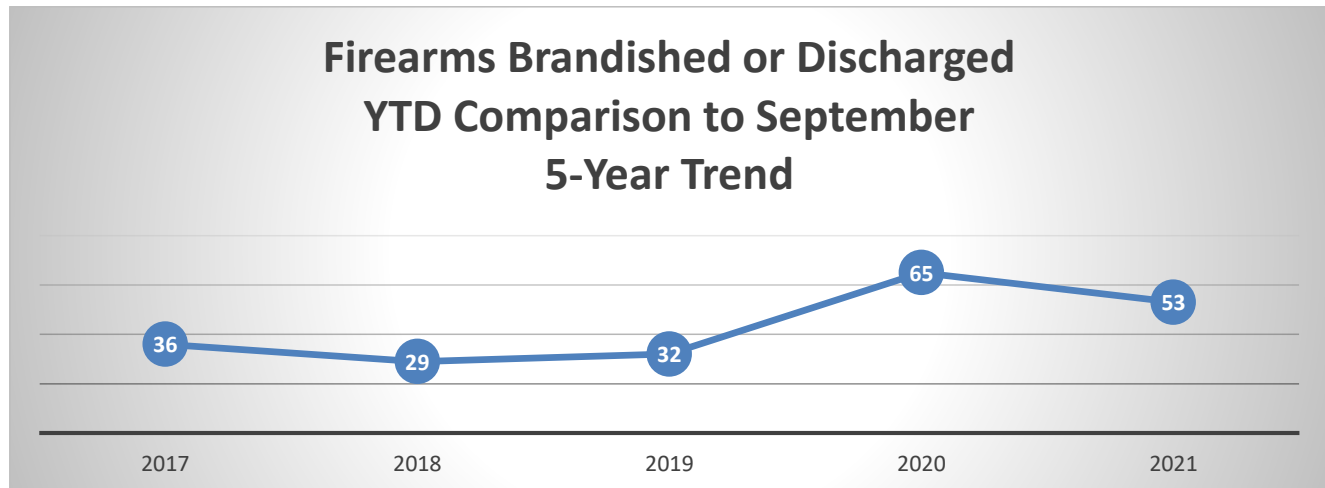


Appendix 19: a visual representation of the different types of firearms seized in 2021.

Firearms Seized from:	
Vehicle	33
Residences	34
Persons	5
On Street	10
Relinquished	26
Found	0
Total	108

Appendix 20: represents how the firearms were seized in 2021.

In 2021, there were 53 incidents where firearms were brandished or discharged. Five (5) of those incidents happened in September 2021. This is a YTD decrease of firearms brandished or discharged from the previous year of 2020, when there were 65 to the end of September.



Appendix 21: a visual representation of firearms brandished or discharged year to date to end of September.

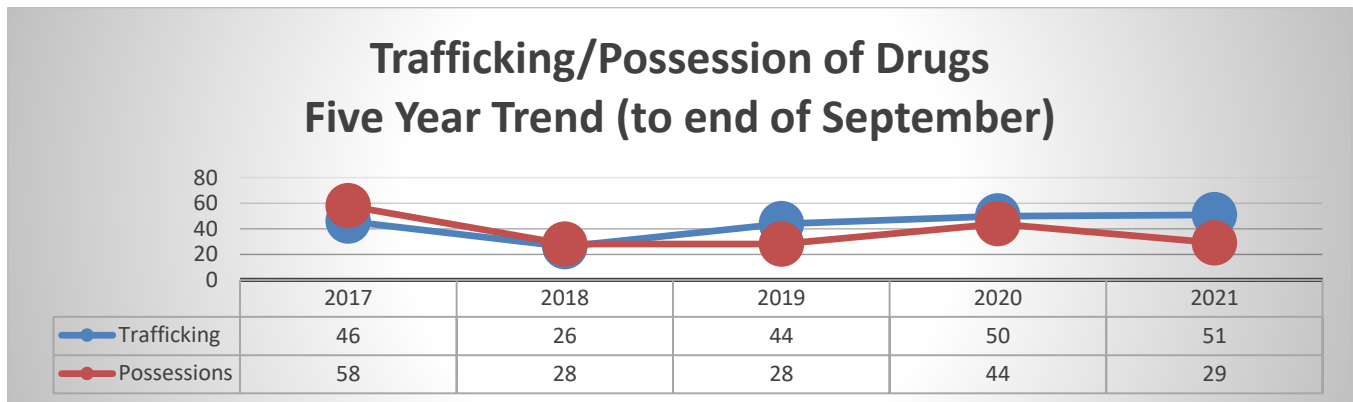
Firearm Amnesty

As recommended by the Board of Police Commissioners at the September meeting, a local firearm amnesty program has been launched to invite our public to relinquish firearms to prevent unlawful use or access. The provincial amnesty program is scheduled to run in the spring of 2022.

Controlled Drugs and Substances:

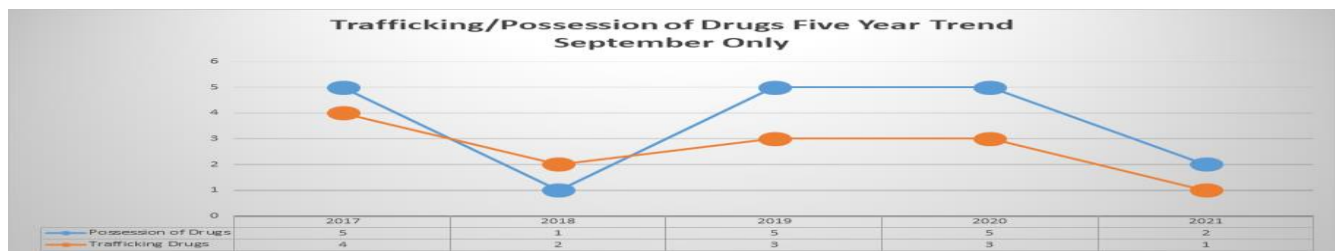
The Prince Albert Police Service has multi-level response to drug trafficking including the general enforcement by front-line uniformed members complimenting the focused enforcement that is carried out by the Street Enforcement Unit and Integrated Crime Reduction Team. Early education delivered by all members and specifically the Community Policing Unit is a critical component to addressing the harms that drug addiction has on our community.

In 2021, the enforcement of drug trafficking contributed to many of the seized firearms and led to September drug trafficking offences with 29 possession offences and 51 trafficking offenses. The trafficking events in 2021 is 18.6% higher than the five-year average of 43.



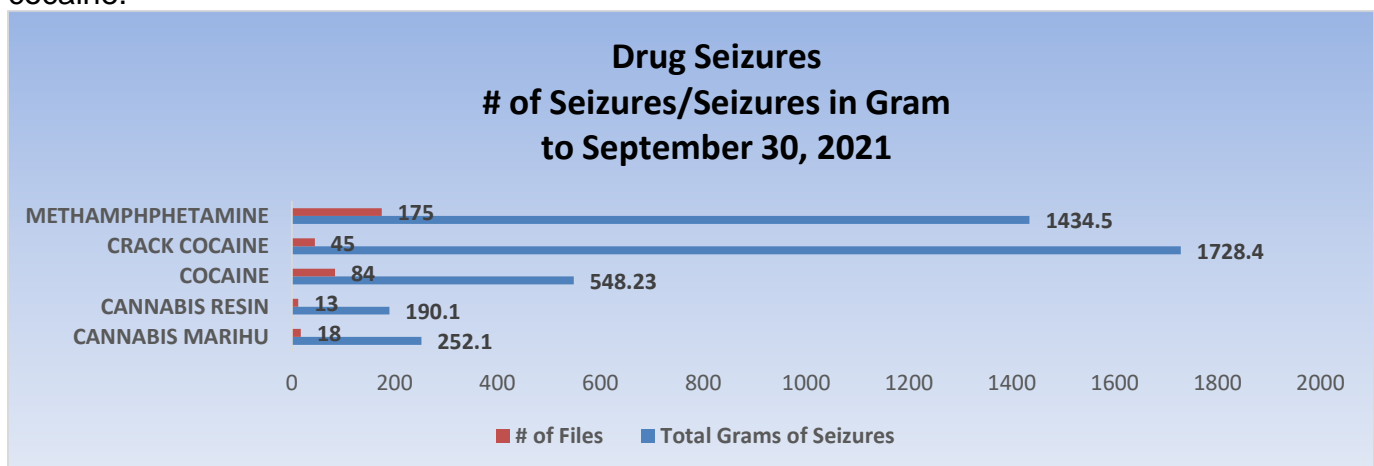
Appendix 22: represents the total drug trafficking and illegal possession charges in 2021.

Drug trafficking and possession in September alone is lower at three (3) than the five-year average of six (6).



Appendix 23: illustrates the September drug enforcement for the past five years.

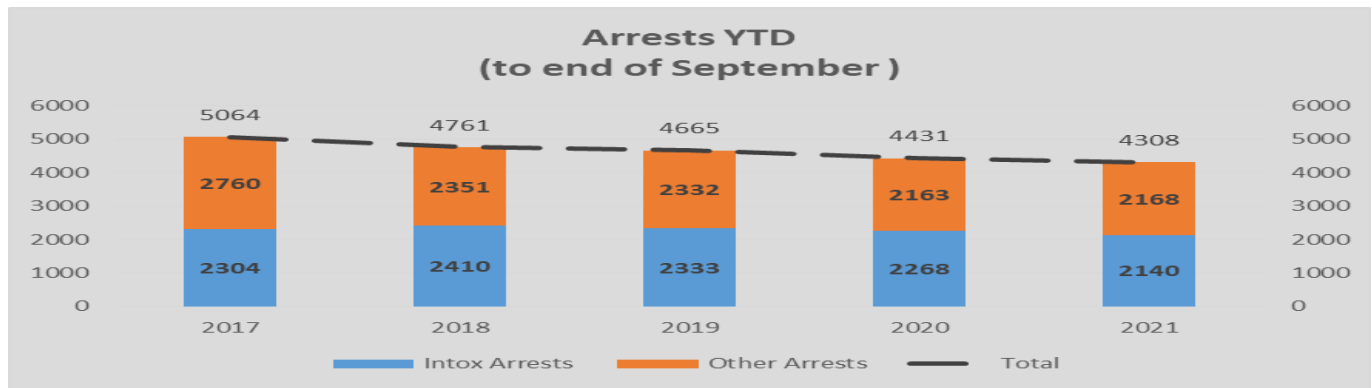
The top drug types that were seized in 2021 include; methamphetamine, cocaine, crack cocaine, crystal methamphetamine and cannabis resin. During the year, the greatest seizures by both weight and occurrence included the methamphetamine seizures of 175 and the 45 seizures of cocaine.



Appendix 24: illustrates the five different drug types, number of seizures and weight by gram.

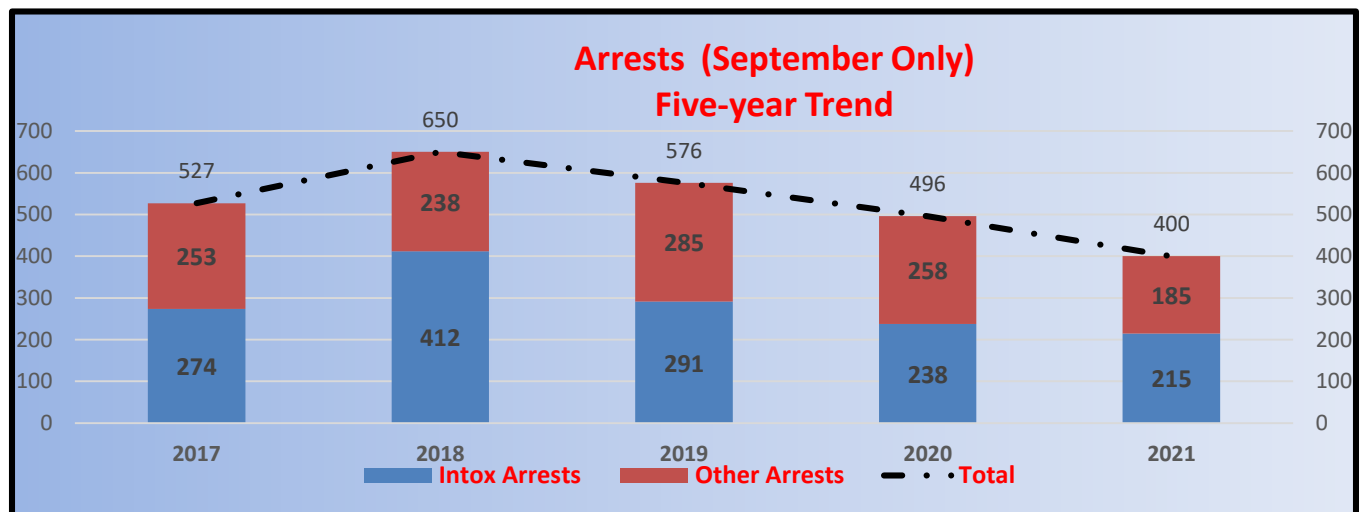
Arrests:

The total arrests that occurred in 2021 has been 4,308 for both charge-related offences and general intoxication. This represents 123 fewer arrests than 2020 when 4,431 total arrests occurred YTD.



Appendix 25: represents the five-year arrested persons for both intoxication and charge.

The arrests that occurred in September further represented the trend seen throughout the year of fewer people arrested with more diversions from custody related to both charge arrest and intoxication.



Appendix 26: represents the September 2021 arrested persons for both intoxication and charge.

Ticket violations related seen an overall 6.45% decrease from the previous year with 6,988 total offences compared to the 7,470 observed in the previous year.


ATTACHMENTS: Prince Albert Police Service Crime Statistics

PRESENTATION: **VERBAL** ☒ **AUDIO/VISUAL** ☐ **NONE** ☐

Written By: Deputy Chief of Police Farica Prince

Approved by: Chief of Police ☒

Signature: _____





Prince Albert Police Service

Monthly Crime Statistics

September 2021(2021-09-01 to 2021-09-30)



Incident Offence Report (Most Serious Reported)

Violent Crime	Sep 20	Sep 21	Month%Chg	YTD 2020	YTD 2021	YTD%Chg
Homicides	1	2	100%	10	9	-10%
Attempted Murder	1	0	-100%	2	0	-100%
Sexual Violations	7	3	-57.14%	93	94	1.08%
Assaults	67	75	11.94%	644	573	-11.02%
Kidnapping/Hostage Taking/Abduction	1	1	0%	16	11	-31.25%
Robbery	9	14	55.56%	61	63	3.28%
Criminal Harassment	4	4	0%	8	18	125%
Utter Threats	10	6	-40%	80	87	8.75%
Other Crime Against Person	4	1	-75%	17	12	-29.41%
Total Violent Crime	104	106	1.92%	931	867	-6.87%
Property Crime	Sep 20	Sep 21	Month%Chg	YTD 2020	YTD 2021	YTD%Chg
Arson	6	6	0%	34	38	11.76%
Break and Enter - Residential	23	11	-52.17%	138	118	-14.49%
Break and Enter - Residential(Outbuilding)	23	11	-52.17%	124	139	12.1%
Break and Enter - Non Residential	29	5	-82.76%	99	88	-11.11%
Break and Enter - Steal Firearm	0	0	0%	0	3	N/A
Theft Over \$5000	1	4	300%	10	12	20%
Other Theft Under \$5000	115	76	-33.91%	657	918	39.73%
Theft Of Motor Vehicle	21	27	28.57%	179	278	55.31%
Possession Of Stolen Property	1	2	100%	22	42	90.91%
Fraud	23	11	-52.17%	176	150	-14.77%
Mischief/Willful Damage	72	73	1.39%	570	782	37.19%
Total Property Crime	314	226	-28.03%	2009	2568	27.82%
Other Criminal Code	Sep 20	Sep 21	Month%Chg	YTD 2020	YTD 2021	YTD%Chg
Weapon Charges	12	7	-41.67%	97	81	-16.49%
Other Criminal Code	249	169	-32.13%	1501	1476	-1.67%
Total Other Criminal Code	261	176	-32.57%	1598	1557	-2.57%
Controlled Drugs and Substances	Sep 20	Sep 21	Month%Chg	YTD 2020	YTD 2021	YTD%Chg
Possess Drugs	3	2	-33.33%	43	29	-32.56%
Traffic Drugs	5	1	-80%	50	51	2%
Other Drug Related Charges	0	0	0%	0	0	0%
Cannabis Act	0	0	0%	1	0	-100%
Total Controlled Drugs And Substances	8	3	-62.5%	94	80	-14.89%
Other Federal Statute Violations	Sep 20	Sep 21	Month%Chg	YTD 2020	YTD 2021	YTD%Chg
Total Other Federal Statute Violations	4	0	-100%	27	18	-33.33%
Provincial Statute Violations	Sep 20	Sep 21	Month%Chg	YTD 2020	YTD 2021	YTD%Chg
Total Provincial Statute Violations	0	0	0%	5	7	40%
Traffic Violations	Sep 20	Sep 21	Month%Chg	YTD 2020	YTD 2021	YTD%Chg
Impaired Driving/Refusal	16	14	-12.5%	87	77	-11.49%
Other Traffic Violations	66	71	7.58%	435	518	19.08%
Total Traffic Violations	82	85	3.66%	522	595	13.98%
Information Offences	Sep 20	Sep 21	Month%Chg	YTD 2020	YTD 2021	YTD%Chg
Information Offences	267	213	-20.22%	1900	1818	-4.32%
Information Offences(Internal)	53	43	-18.87%	732	410	-43.99%
Total Information Offences	320	256	-20%	2632	2228	-15.35%
All Incident Offence Total	1093	852	-22.05%	7818	7920	1.3%

NOTE: Statistics on record as of 2021-10-05 taken from Prince Albert Records Management System. Crime statistics are constantly being updated due to new information being received, changes in reporting procedures, and ongoing investigations.

Violent crime reports the number of victims rather than the number of occurrences.

Tickets Report

Ticket Violation	Sep 20	Sep 21	Month%Chg	YTD 2020	YTD 2021	YTD%Chg
Cannabis Violations	3	1	-66.67%	3	5	66.67%
Alcohol Violations	25	26	4%	232	284	22.41%
Traffic Violations	235	43	-81.7%	1500	1106	-26.27%
Bylaw Violations	19	12	-36.84%	420	70	-83.33%
Vehicle Inspection	2	0	-100%	23	41	78.26%
Other Violations	12	4	-66.67%	68	33	-51.47%
CTSS City Violations	869	639	-26.47%	5224	5449	4.31%
All Tickets Total (Exclude Void)	1165	725	-37.77%	7470	6988	-6.45%

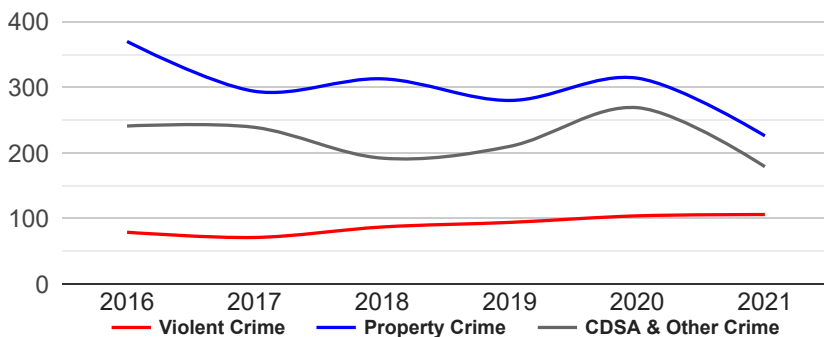
Arrest Report

Arrest Information	Sep 20	Sep 21	Month%Chg	YTD 2020	YTD 2021	YTD%Chg
All Intox Arrest Total	238	215	-9.66%	2268	2140	-5.64%
All Other Arrest Total	258	185	-28.29%	2163	2168	0.23%
All Arrest Total	496	400	-19.35%	4431	4308	-2.78%
Male Total	357	291	-18.49%	3116	3022	-3.02%
Adult	344	286	-16.86%	2989	2924	-2.17%
Young Offenders	13	5	-61.54%	127	98	-22.83%
Female Total	135	107	-20.74%	1307	1280	-2.07%
Adult	128	100	-21.88%	1234	1182	-4.21%
Young Offenders	7	7	0%	73	98	34.25%
Gender Diverse Total	4	2	-50%	8	6	-25%

Calls For Service Report

Calls For Service	Sep 20	Sep 21	Month%Chg	YTD 2020	YTD 2021	YTD%Chg
Family Wellness	253	298	17.79%	2290	2673	16.72%
By-law Calls	68	28	-58.82%	2028	209	-89.69%
Mental Health Incidents	63	53	-15.87%	569	532	-6.5%
Motor Vehicle Accident(HIT & RUN)	25	31	24%	278	271	-2.52%
Motor Vehicle Accident(Property)	48	45	-6.25%	300	332	10.67%
Motor Vehicle Accident(Fatal/Injury)	6	8	33.33%	31	43	38.71%
Other Calls	3078	3311	7.57%	26002	26641	2.46%
Total Complaints	3541	3774	6.58%	31498	30701	-2.53%
Neighbourhood Strengthening	307	330	7.49%	3485	3424	-1.75%
COVID	1	2	100%	97	57	-41.24%
Court Conditions - Compliance Checks	0	12	N/A	0	102	N/A
All Calls For Service Total	3849	4118	6.99%	35080	34284	-2.27%
Dispatched	3304	3462	4.78%	30518	29393	-3.69%
Not Dispatched	545	656	20.37%	4562	4891	7.21%

September with 5-Year Trend



YEAR	2016	2017	2018	2019	2020	2021
Violent Crime	79	71	87	94	104	106
Property Crime	370	294	313	280	314	226
CDSA & Other Crime	241	239	192	210	269	179

NOTE: Statistics on record as of 2021-10-05 taken from Prince Albert Records Management System. Crime statistics are constantly being updated due to new information being received, changes in reporting procedures, and ongoing investigations. Violent crime reports the number of victims rather than the number of occurrences.



PRINCE ALBERT POLICE SERVICE

TITLE: CSO Report for September 2021

DATE: October 01, 2021

TO: Chief of Police ☐ Board of Police Commissioners ☒

PUBLIC: ☒ **INCAMERA:** ☐

RECOMMENDATION:

- That this report be received as information and filed.
- That the Board forwards this information to the Community Safety Officer (CSO) Program Manager as per the Saskatchewan CSO policy manual.

BACKGROUND:

Two Community Safety Officers follow and support patrol operations at the Prince Albert Police Service.

The Ministry of Justice, Corrections and Policing, require updated reporting of CSO activities in support of the program.

In addition to their primary duties, the CSO's continue to support Bylaw calls and backfill the Court Liaison duties as required.

TOPIC & PURPOSE:

The following is a breakdown of the calls attended by our Community Safety Officers in September of 2021:

Total Calls Attended- 147
General Occurrence's Created- 69
General Occurrence Follow Ups- 43
Bylaw Complaints- 1

REPORT:

CSO REPORT, MONTH OF September, 2021	
Description	Number of Calls/Reports/Tickets
Theft Under \$5,000.00/ Attempted Theft	20
Willful Damage Under \$5,000/ Mischief	27
Trespass to Property Act	0
Motor Vehicle Accidents/ Hit and Run/ Provincial Statute/ Traffic Complaints	3
Found/Lost Property	7
Documents for Service	12
Crime Prevention & Neighborhood Strengthening	54
Traffic and Parking Tickets	17
Vehicle Seizures	0
Animal Welfare/ Barking Dog/ Dog Bite/ Dog at Large	1
Bylaw Other	1
CSO Trials/Court	0
Court Liaison Cover Off Days	2 days

Patrol Support:

The unit attended 57 calls for service related to non-emergent criminal offences throughout the month.

The CSO's continue to support Patrol by taking Non-Emergent calls to service, completing those reports and collecting statements and video surveillance. CSO's assist with Traffic Safety enforcement and regular patrol of the City.

PRESENTATION: **VERBAL** ☒ **AUDIO/VISUAL** ☐ **NONE** ☒

Written By: **Sergeant Brian Glynn**

Reviewed By: **Inspector Brent McDonald**

Approved by: Chief of Police Signature:

